

Incoming Exchange Instructions

Programs : Brochure

List All Simple Search Advanced Search Featured Programs Map Search

Ithaca College (Exchange) (Exchange Program) (Incoming Program) ★ Featured:



Locations: Ithaca, NY, United States;

Program Terms: Fall, Spring, Summer

Homepage: [Click to visit](#)

Restrictions: Non-Ithaca applicants only

Register/Apply

Request Info

1

To begin your Ithaca College Exchange application, you'll need to set-up a profile. Note that profile set-up is best done all at once, so make sure you have at least 10 minutes to take care of this task. Just click on [this link](#), then click on the 'Register/Apply' button.

You will be asked if you wish to create an application, click 'yes.'

User Login

Log in to get started.

Log in with Campus ID

Log in with Portal Account

New User? Create Account

2

Next, you will be asked how you will be logging in. Click the bottom option that says, "Create Account."

User Registration

New user please complete the form below to create your account.

Email *

Please enter an email

First Name *

Middle Name

Last Name *

Phone Number (optional)

Partner Institution *

Password *



Password Confirmation *



☐ Password requires a min. length of 8

☐ Password requires number

☐ Password required the use of Uppercase and Lowercase characters

Register

Already have an account? Login Now

3

Enter all required information, select your Institution, and click the 'Register' button.

Program Options

Please select program options before continuing.

Select Term *

Spring 2024

Cancel

Continue

4

You'll be brought to a page where you'll need to select the term you would like to study at Ithaca College. Make your selection and click the 'Continue' button.

Incoming Exchange Instructions


Required information

Gender *

Date of Birth *


☐ I understand that by checking the box and pressing the Submit button that I am authorizing this site to collect personal information about me for the express purpose of interacting with this site. Furthermore, I understand that the type and amount of information that is collected about me by this site is governed by the choices of the institution that is offering this service to its students, faculty, and clients.


In the case that I wish to withdraw my consent for my personal information to be retained in this site, I understand that I will need to contact the site administrator.
















5

Select your gender, enter your date of birth, read the statement, check the box, and click the 'update' button.

Requirements  Program info



Online application

-  Copy of your Passport
-  Course Selections
-  Dean or Adviser Evaluation Recommendation Required
-  Emergency Contact Information
-  Emergency Medical Decision Authorization
-  Financial Documentation (Matriculated and Exchange Students)
-  Language Skills
-  Parent/Guardian/Responsible Party Consent Form
-  Personal Information
-  Proof of Insurance
-  Release Form (J-1)
-  Submit a Personal Statement
-  Transcript

6

Congratulations! You have made it to the homepage of your Ithaca College exchange application.

Here you will find the links to all the questionnaires you must submit to complete your application. If you click on the 'Get Started' button, the first item in the list will open.

User Login

Log in to get started.



New User?

7

If you decide to save your progress and continue with the requirements at a later time, use [this link](#) to access the log in page and click the 'Log in with Portal Account' button.